

PROGRESS REPORT NO. 16

**MICHIGAN COURT OF APPEALS
DELAY REDUCTION PLAN**

May 5, 2006

William C. Whitbeck
Chief Judge
Michigan Court of Appeals

I. OVERVIEW

A. Statement of the Problem

In 2001, the Court disposed of approximately 7,600 cases, 3,100 by opinion and the rest by order. On average, the Court disposed of these opinion cases in 653 days from the date of filing. The Judges of the Court unanimously determined that this time frame was not within acceptable limits and adopted a comprehensive delay reduction plan on March 8, 2002. The Court has subsequently issued fifteen progress reports detailing its progress on this plan. This sixteenth progress report covers the first quarter of 2006. All of the progress reports are available on the Court's website at: <http://courtofappeals.mijud.net/resources/drwg.htm>.

B. Goals and Objectives

1. *Long-Range Goal*

The Court's delay reduction plan involves an overall long-range goal and two shorter-term objectives designed to meet that goal. The long-range goal is to dispose of 95% of all the Court's cases within 18 months of filing, commencing with those cases filed on or after October 1, 2003.

2. *First Short-Term Objective*

To achieve its long-range goal, the Court determined that it must first reduce the average time it takes to process an opinion case through the Court from its 2001 level of 653 days to approximately 497 days. To achieve this reduction, the Court has taken a three-pronged approach: *First*, the Court set very aggressive targets for disposing of cases once they reach the Judicial Chambers. *Second*, the Court, through a number of mechanisms, set equally aggressive targets for moving cases more quickly out of the Warehouse, primarily by moving these cases directly into the Judicial Chambers at a considerably accelerated pace. *Third*, the Court proposed a number of changes in the Court Rules to shorten the time in Intake. The Court designed these actions to take effect over the summer and fall of 2002 through the commencement of FY 2004 on October 1, 2003. In the first quarter of 2006, the average time to process an opinion case through the Court was 430 days. The Court has therefore achieved its first short-term objective.

3. *Second Short-Term Objective*

Reducing the overall average processing time for opinion cases from its 2001 level of 653 days to approximately 430 days will not, however, permit the Court to meet its long-range goal of disposing of 95% of all cases within 18 months of filing. To achieve this long-range goal, the Court must reduce its overall average processing time for opinion cases to approximately 300 days. The Court has not yet achieved its second short-term objective. To achieve that objective, the Court must eliminate or substantially reduce the time that opinion cases wait in Warehouse or take other appropriate action.

II. RESULTS IN THE FIRST QUARTER OF 2006 AS COMPARED TO FIRST OBJECTIVE

A. Processing Times of Opinion Cases

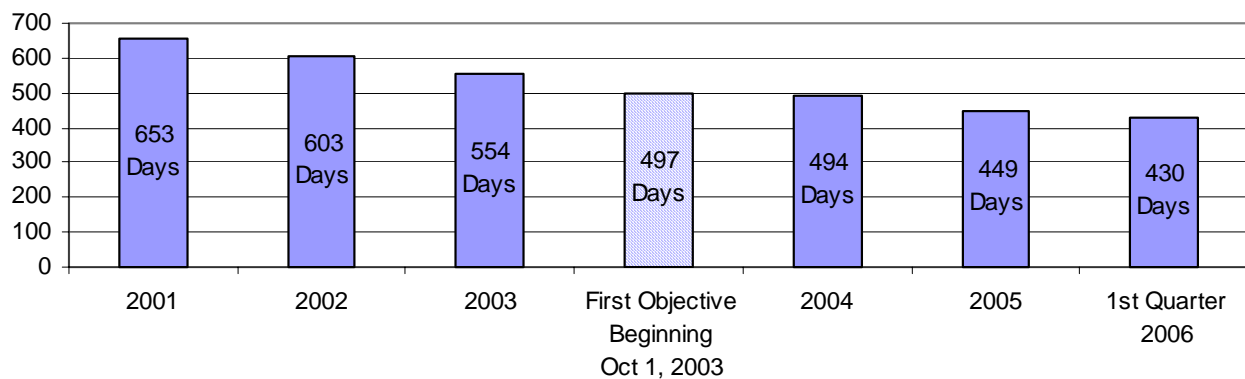
1. Overall

As Chart 1 shows, in 2001 the Court took 653 days on average to dispose of an opinion case. In 2002 this time was 603 days, in 2003 it was 554 days, in 2004 it was 494 days, and in 2005 it was 449 days. In the first quarter of 2006, this time was 430 days. Graph 1 shows these reductions on a comparative basis and relates them to the Court's first objective. As Graph 1 shows, the Court has exceeded its first objective.

Chart 1

	2001	2002	2003	2004	2005	First Quarter 2006
Intake	260	240	235	228	203	172
Warehouse	271	261	225	167	146	167
Research	61	62	64	68	70	65
Judicial Chambers	61	40	30	31	30	26
Totals	653	603	554	494	449	430

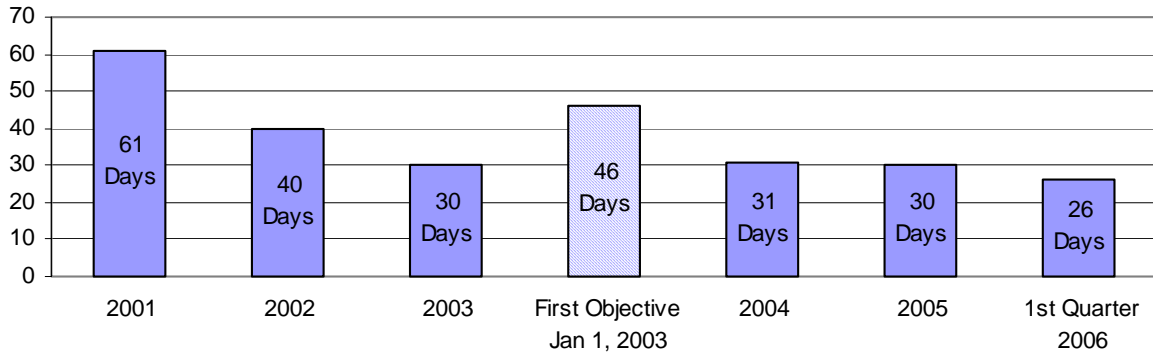
**Graph 1
Overall Time In Processing Compared To First Objective**



2. Judicial Chambers

Graph 2 shows that in 2001 for those cases disposed of by opinion the average time spent in the Judicial Chambers was 61 days. In 2002 this time was 40 days, in 2003 it was 30 days, in 2004 it was 31 days, and in 2005 it was 30 days. In the first quarter of 2006, this time was 26 days. As Graph 2 shows, the Court has more than met its first objective.

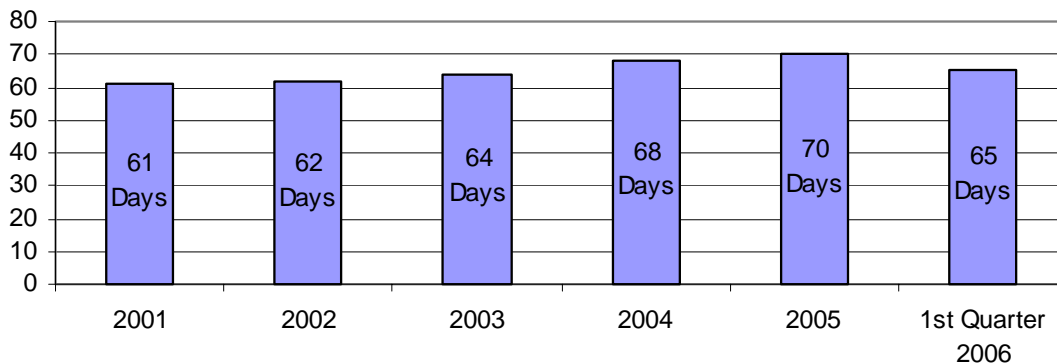
Graph 2
Processing Time In Judicial Chambers Compared To First Objective



3. Research

As Graph 3 shows, in 2001 for those cases disposed of by opinion the average time spent in the Research Division was 61 days. In 2002 this time was 62 days, in 2003 it was 64 days, in 2004 it was 68 days, and in 2005 it was 70 days. In the first quarter of 2006, this time was 65 days. Graph 3 shows these times on a comparative basis.

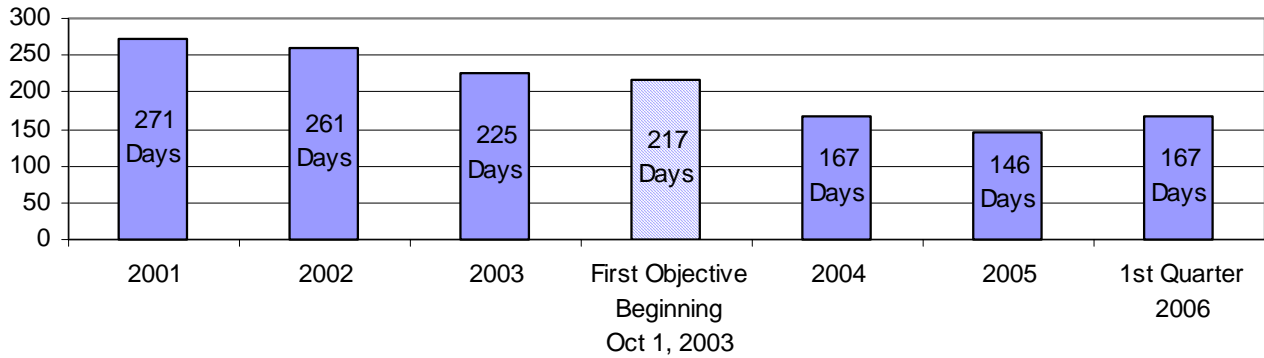
Graph 3
Processing Time In Research



4. Warehouse

Graph 4 shows that in 2001 for those cases disposed of by opinion the average time spent in the Warehouse was 271 days. In 2002 this time was 261 days, in 2003 it was 225 days, in 2004 it was 167 days, and in 2005 it was 146 days. In the first quarter of 2006, this time was 167 days. Graph 4 shows these reductions on a comparative basis and relates them to the Court's first objective. As Graph 4 shows, the Court has exceeded its first objective.

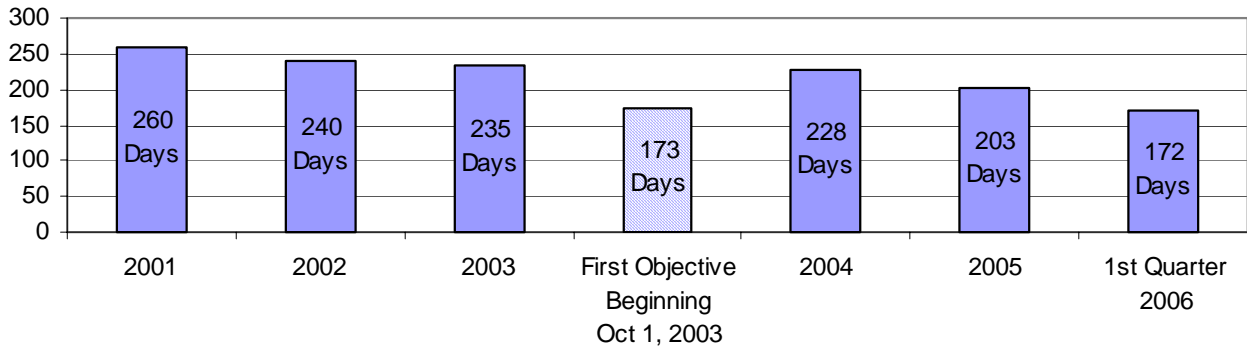
Graph 4
Processing Time In The Warehouse Compared To First Objective



5. Intake

Graph 5 shows that in 2001 for those cases disposed of by opinion the average time spent in Intake was 260 days. In 2002 this time was 240 days, in 2003 it was 235 days, in 2004 it was 228 days, and in 2005 it was 203 days. In the first quarter of 2006, this time was 172 days. Graph 5 shows these reductions on a comparative basis and relates them to the Court's first objective. As Graph 5 shows, the Court has met its first objective.

Graph 5
Processing Time In Intake Compared To First Objective



III. RESULTS IN FIRST QUARTER OF 2006 AS COMPARED TO 2005 BY QUARTER

A. Processing Times of Opinion Cases

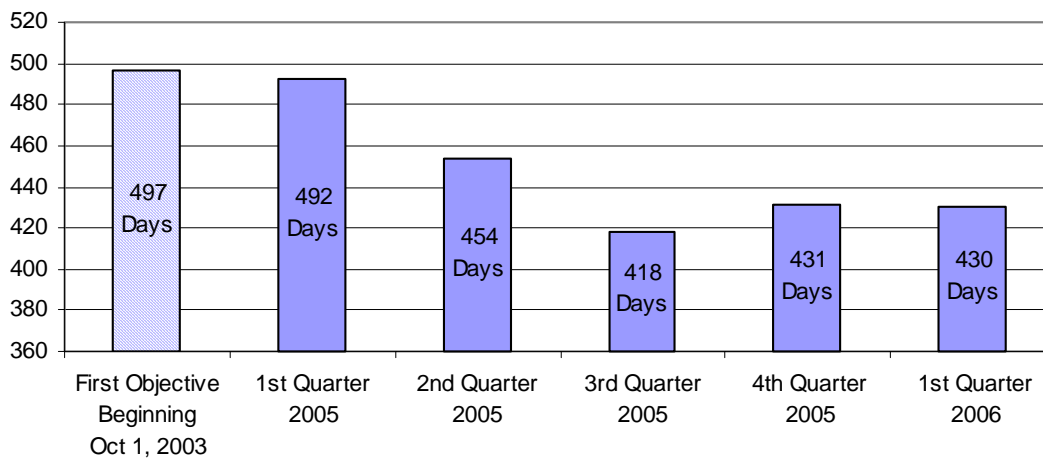
1. Overall

Chart 2 shows that in the first quarter of 2005 the Court took 492 days to dispose of an opinion case. In the second quarter of 2005 this time was 454 days, in the third quarter it was 418 days, and in the fourth quarter it was 431 days. In the first quarter of 2006, this time was 430 days. Graph 6 shows these reductions on a comparative basis and relates them to the Court's first objective.

Chart 2
Processing Time For Opinion Cases

	First Quarter 2005	Second Quarter 2005	Third Quarter 2005	Fourth Quarter 2005	First Quarter 2006
Intake	225	211	182	192	172
Warehouse	166	148	134	137	167
Research	68	68	70	74	65
Judicial Chambers	33	27	32	28	26
Totals	492	454	418	431	430

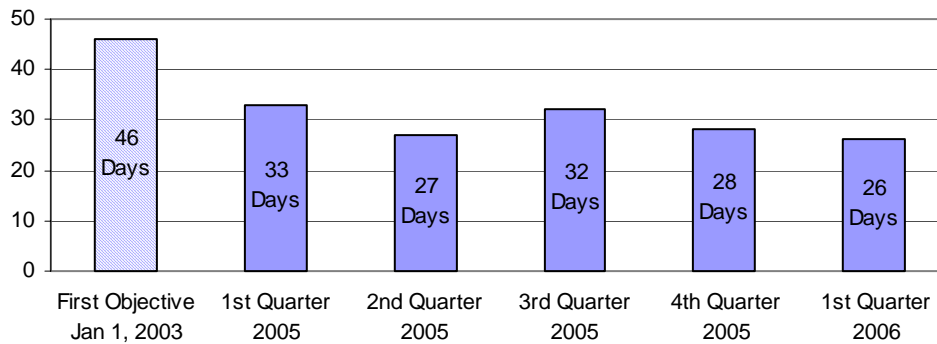
Graph 6
Overall Time In Processing Compared To First Objective



2. Judicial Chambers

Graph 7 shows that in the first quarter of 2005, for those cases disposed of by opinion, the average time spent in the Judicial Chambers was 33 days, in the second quarter it was 27 days, in the third quarter it was 32 days, and in the fourth quarter it was 28 days. In the first quarter of 2006, this time was 26 days.

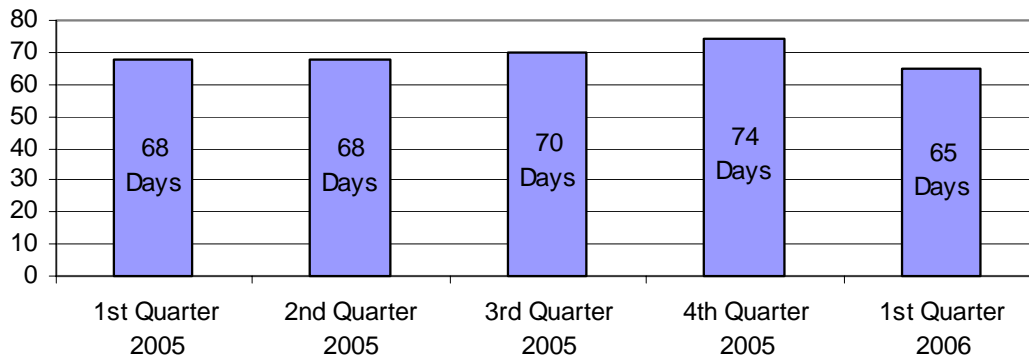
Graph 7
Processing Time In Judicial Chambers Compared To First Objective



3. Research

Graph 8 shows that for the first quarter of 2005, for those cases disposed of by opinion, the average time spent in the Research Division was 68 days, in the second quarter it was 68 days, in the third quarter it was 70 days, and in the fourth quarter it was 74 days. In the first quarter of 2006, this time was 65 days.

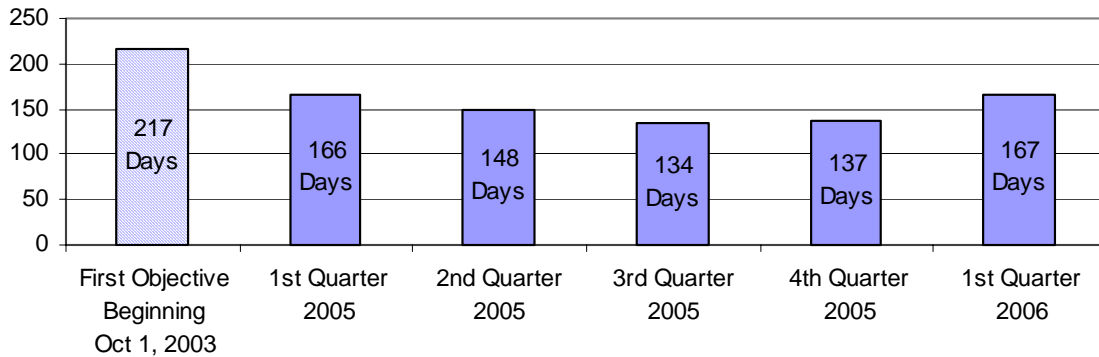
Graph 8
Processing Time In Research



4. Warehouse

Graph 9 shows that in the first quarter of 2005, for those cases disposed of by opinion, the average time spent in the Warehouse was 166 days, in the second quarter it was 148 days, in the third quarter it was 134 days, and in the fourth quarter it was 137 days. In the first quarter of 2006, this time was 167 days. Graph 9 shows these reductions on a comparative basis and relates them to the Court's first objective.

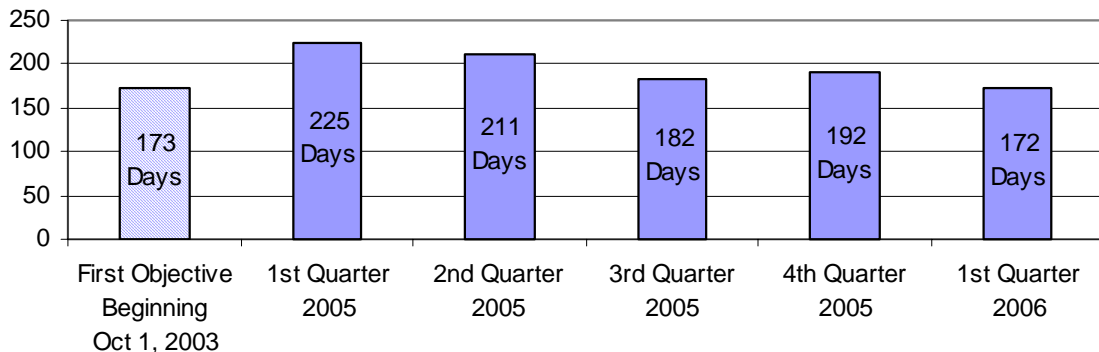
Graph 9
Processing Time In The Warehouse Compared To First Objective



5. Intake

Graph 10 shows that in the first quarter of 2006, for those cases disposed of by opinion, the average time spent in Intake was 172 days, in the second quarter of 2005 it was 211 days, in the third quarter of 2005 it was 182 days, and in the fourth quarter it was 192 days. In the first quarter of 2006, this time was 172 days.

Graph 10
Processing Time In Intake Compared To First Objective



B. Case Differentiation

Chart 3 shows the overall situation for cases that the Court disposed of by opinion for the full year of 2001, arrayed according to major case types.

Chart 3
2001

	Overall Average	Regular/ Complex	Summary Panel	Non-Expedited	Expedited	Custody/TPR
Intake	260	271	229	280	192	187
Warehouse	271	290	214	331	60	56
Research	61	61	62	63	56	52
Judicial Chambers	61	72	27	66	43	30
Total	653	694	532	740	351	325

Chart 4 shows the overall situation for cases that the Court disposed of by opinion for the full year of 2002, arrayed according to major case types.

Chart 4
2002

	Overall Average	Regular/ Complex	Summary Panel	Non-Expedited	Expedited	Custody/TPR
Intake	240	254	205	255	178	178
Warehouse	261	290	189	312	58	56
Research	62	59	69	61	66	67
Judicial Chambers	40	49	19	44	26	20
Total	603	652	482	672	328	321

Chart 5 shows the overall situation for cases that the Court disposed of by opinion for the full year of 2003, arrayed according to major case types.

**Chart 5
2003**

	Overall Average	Regular/ Complex	Summary Panel	Non-Expedited	Expedited	Custody/TPR
Intake	235	244	212	251	166	167
Warehouse	225	253	154	271	28	27
Research	64	63	64	63	66	67
Judicial Chambers	30	36	16	33	18	14
Total	554	596	446	618	278	275

Chart 6 shows the overall situation for cases that the Court disposed of by opinion for the full year of 2004, arrayed according to major case types.

**Chart 6
2004**

	Overall Average	Regular/ Complex	Summary Panel	Non-Expedited	Expedited	Custody/TPR
Intake	228	241	201	249	134	131
Warehouse	167	175	150	198	29	28
Research	68	73	59	71	55	55
Judicial Chambers	31	34	25	33	22	21
Total	494	523	435	551	240	235

Chart 7 shows the overall situation for cases that the Court disposed of by opinion in 2005, arrayed according to major case types.

**Chart 7
2005**

	Overall Average	Regular/ Complex	Summary Panel	Non-Expedited	Expedited	Custody/TPR
Intake	203	221	173	219	133	132
Warehouse	146	140	157	175	20	15
Research	70	79	55	73	56	56
Judicial Chambers	30	31	29	31	26	24
Total	449	471	414	498	235	227

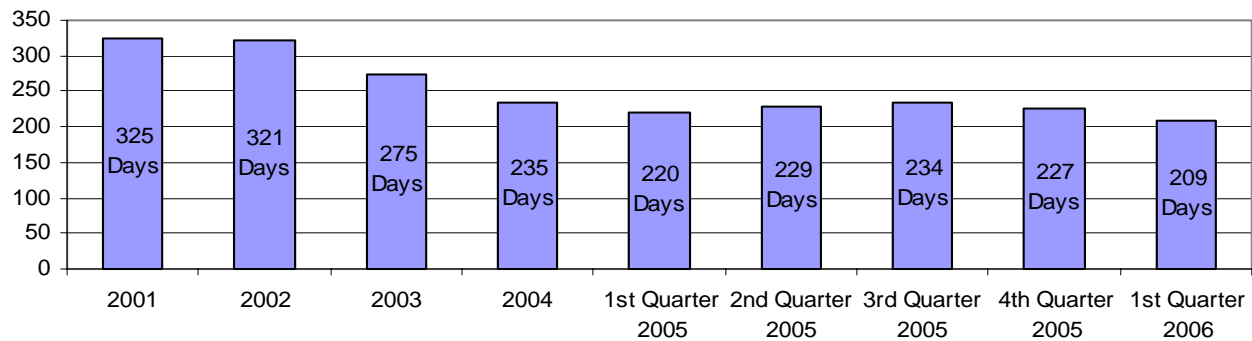
Chart 8 shows the overall situation for cases that the Court disposed of by opinion in the first quarter of 2006, arrayed according to major case types.

**Chart 8
First Quarter, 2006**

	Overall Average	Regular/ Complex	Summary Panel	Non-Expedited	Expedited	Custody/TPR
Intake	172	178	159	183	119	118
Warehouse	167	154	190	192	45	45
Research	65	78	41	73	29	27
Judicial Chambers	26	28	22	27	19	19
Total	430	438	412	475	212	209

The Court has also focused special attention on dependency appeals. These appeals arise from trial court orders terminating parental rights (TPR) and deciding custody issues involving minor children in domestic relations cases. In 2001 it took 325 days, on average, to dispose of such cases by opinion. As Chart 8, above, shows, the Court reduced this time to 209 days in the first quarter of 2006. Of that time, 118 days were spent in the Intake stage. The combined time for all other stages was 91 days, including only 19 days in the Judicial Chambers. Graph 11 shows the situation with respect to dependency appeals beginning in 2001 and showing the four quarters of 2005 and the first quarter of 2006.

Graph 11 Dependency Appeals



C. Case Age

As noted above, the Court decides a mix of cases, some by opinion and some by order. The Court's overall goal is to decide 95% of its cases within 18 months of filing (see table, below). While the Court is gratified at the increasing percentage of cases in its inventory that are 18 months old or less at disposition, the Court still must make considerable progress if it is to meet its long-term goal of deciding 95% of all its cases within 18 months of filing.

Percentage of Cases 18 Months Old Or Less At Disposition

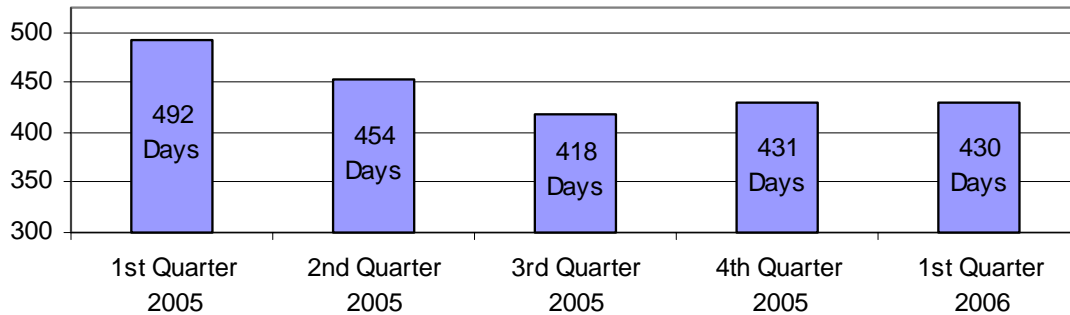
Case Type	2001	2002	2003	2004	2005 Through 1 st Quarter	2005 Through 2 nd Quarter	2005 Through 3 rd Quarter	2005 Through 4 th Quarter	2006 Through 1 st Quarter
Opinion	25.03%	33.31%	46.59%	67.01%	72.72%	71.53%	68.65%	68.80%	64.97%
Order	x ¹	97.36%	97.70%	98.30%	99.08%	98.96%	99.10%	99.14%	99.47%
All	y ¹	66.92%	74.43%	83.85%	87.30%	87.13%	86.26%	86.19%	83.97%

¹ These data are not readily available from the Court's database.

D. The Current Regression

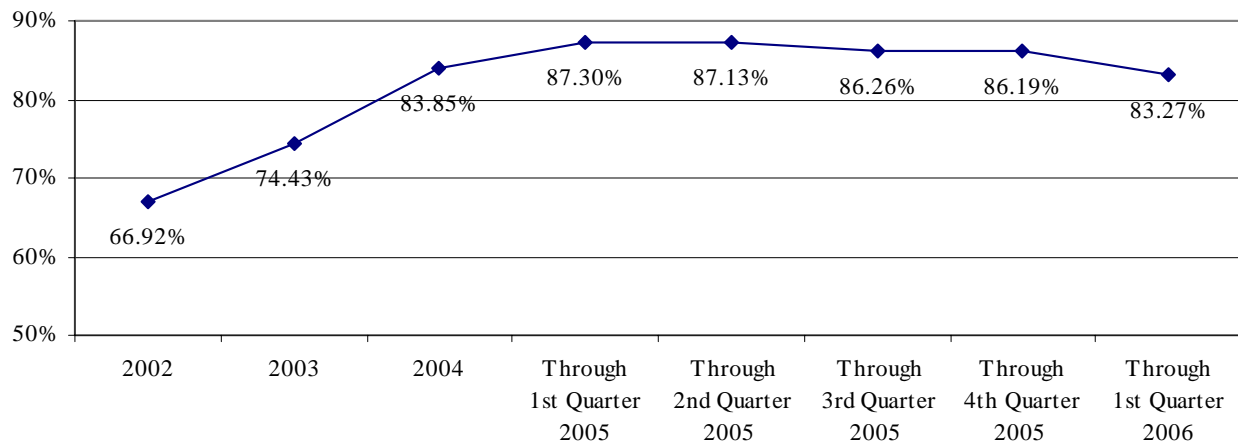
In terms of the average age of cases that it decides, the Court's progress on delay reduction actually regressed in the fourth quarter of 2005 and the first quarter of 2006, as Graph 12 shows.

Graph 12
Overall Time In Processing
Quarter-to-Quarter Comparison



Thus, the Court actually lost ground in meeting its goal of deciding 95% of all of its cases within 18 months of filing. Despite this regression, the level of dispositions within 18 months remains significant in comparison to the disposition levels in prior years, as Graph 13 shows:

Graph 13
Percentage Of Cases 18 Months Old Or Less At Disposition



IV. AREAS OF MAJOR CONCERN

A. Staffing Levels in the Research Division

The Court recognized in March of 2002 that, given existing budget constraints, it could not realistically expect to add new attorneys to its Research Division in either FY 2002 or FY 2003. Indeed, the Court actually experienced significant budget *reductions* during both of these fiscal years. Nevertheless, to meet its overall goal of disposing of 95% of all appeals within 18 months of filing, the Court recognized that it had to further accelerate the disposition of cases decided by opinion. In the presentation of its budget request for FY 2004, the Court emphasized that, to meet this goal, it needed to add attorneys to its Research Division to drastically reduce or eliminate the Warehouse.

Fortunately, there was almost universal recognition of this urgent need. As part of an overall package of fee increase bills originated by the Supreme Court, supported by the Executive Branch, enacted by the Legislature, and signed by the Governor, the Court received approximately \$525,000 more in revenues in FY 2004 from entry and motion fees than it received in FY 2003. These funds allowed the Court to *increase* its Research Division staff in FY 2004 and to continue the higher staffing levels in FY 2005.

However, the Judiciary budget for FY 2006 was not a good one for the Court of Appeals. While the appropriation contained approximately a 4.14% increase over the Court's FY 2005 base, the Court's non-discretionary costs will increase approximately 6.82% over that base. When all factors are taken into account, the Court projects a budget shortfall for FY 2006 of approximately \$600,000. Ironically, this is almost exactly the same amount that the Court was able to recover from additional entry and motion fees in FY 2004 and FY 2005. The net effect, therefore, is that the Court, through holding vacancies open and through attrition, is *reducing* its staffing levels. Inevitably, this means that the Court's delay reduction efforts will be less effective, with the primary effect being felt in the first three quarters of FY 2006.

B. Summary Disposition Fast Track

As noted above, in 2001 an opinion case spent 260 days on average in Intake. In 2002 that average time was 240 days, in 2003 it was 235 days, in 2004 it was 228 days, and in 2005 it was 203 days. The Court initially proposed to reduce the time a case spends in Intake to 173 days on average for those cases filed on or after October 1, 2003. The Court expected to meet that objective through adoption of the various changes to the court rules. These proposed changes remain under consideration by the Michigan Supreme Court. Pending a decision on those changes, a Case Management Work Group comprised of members from the Supreme Court, the Court of Appeals, and the Bar developed a plan for the management of appeals from summary disposition orders, the so-called summary disposition fast track or "rocket docket" plan. On October 5, 2004, the Supreme Court approved the plan in Administrative Order No. 2004-5. Pursuant to the administrative order, the Court of Appeals began implementation of the plan on January 1, 2005.

The Court now has twelve months of experience with the summary disposition fast track. Generally speaking, the results have been very good; the Court has decided the vast majority of the summary disposition cases placed on the fast track within 180 days of filing. We do note,

however, that litigants have utilized the summary disposition fast track with greater frequency than the Case Management Work Group anticipated: through the end of December 2005, there were approximately 293 more summary disposition appeals on the fast track than there were comparable appeals—based upon estimates—in 2004. This increased number of appeals has had the effect of diverting resources in the Research Division and the Judicial Chambers to the expedited summary disposition fast track cases at the expense of other non-expedited cases.

V. CONCLUSIONS

On March 8, 2002, the Judges of the Court of Appeals adopted the ambitious goal of disposing of 95% of all its appeals within 18 months of filing. The Court's delay reduction plan, with the exception of changes to the court rules that will reduce the time a case spends in Intake, commenced on an overall basis in July of 2002. In the first quarter of 2006:

- The Court reduced the average overall time it takes to dispose of an opinion case from the 2001 level of 653 days to 430 days. The Court's first objective was to reduce the time it takes to dispose of an opinion case to 497 days commencing fully on October 1, 2003. The Court therefore has exceeded its first objective.
- The Court reduced the average time a case spends in the Judicial Chambers from the 2001 level of 61 days to 26 days. The Court's first objective was to reduce the time it takes to dispose of an opinion case to 46 days in the Judicial Chambers. The Court therefore has exceeded its first objective.
- The Court reduced the average time a case waits in the Warehouse from the 2001 level of 271 days to 167 days. The Court's objective was to reduce the wait in the Warehouse to 217 days by October 1, 2003. The Court therefore has exceeded its first objective.
- The average time a case spends in Intake has been reduced from the 2001 level of 260 days to 172 days. The Court's objective was to reduce the time in Intake to 173 days commencing with the cases filed on or after October 1, 2003. The Court therefore has exceeded its first objective.
- The Court has reduced the average overall time it takes to process dependency appeals from the 2001 level of 325 days to 209 days. The rule changes (and the ultimate adoption of the remaining proposal for changing MCR 7.210 as to the time for filing the record with the Court) will further reduce the time on appeal of TPR cases to a projected average of 167 days.

Chart 8 summarizes the Court's progress toward meeting its first objective.

Chart 8 October 2003 Objective

	2001	2002	2003	2004	2005	1 st Quarter 2006	Improvement To Date	First Objective	Improvement Needed To Meet First Objective
Intake	260	240	235	228	203	172	88	173	(1)
Warehouse	271	261	225	167	146	167	104	217	(50)
Research	61	62	64	68	70	65	(4)	61	4
Judicial Chambers	61	40	30	31	30	26	35	46	(20)
Total	653	603	554	494	449	430	223	497	(67)

Chart 9 summarizes the additional progress that will be needed to meet the Court's second objective of reducing average the time it takes to dispose of an opinion case from the 2001 level of 653 days to approximately 300 days commencing fully in September of 2004.

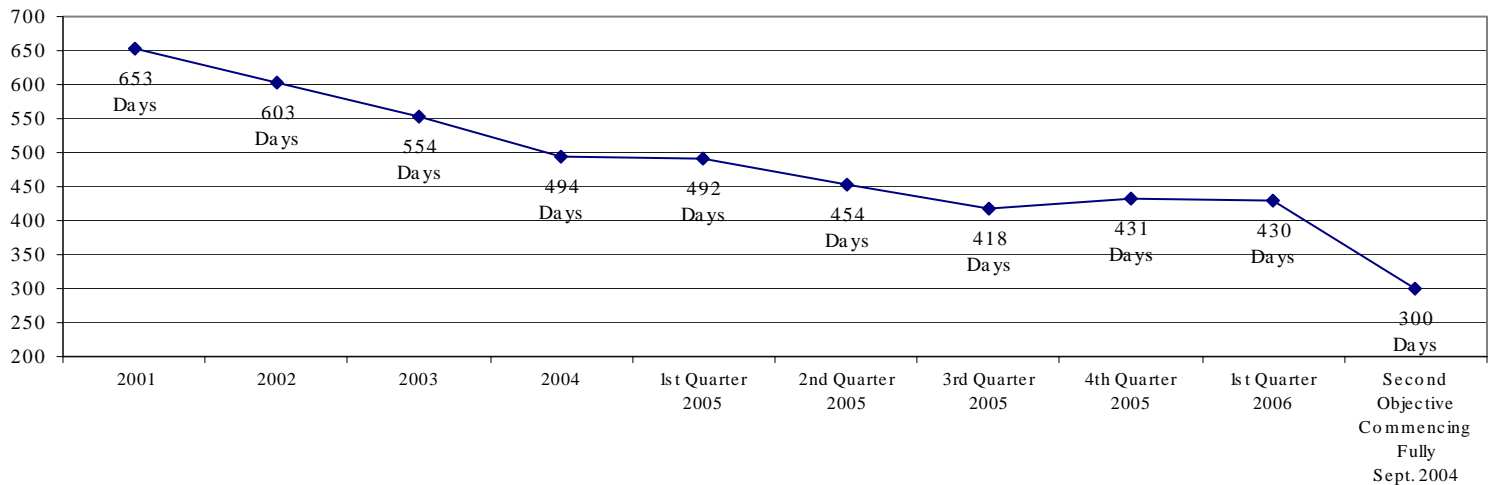
Chart 9 September 2004 Objective

	2001	2002	2003	2004	2005	1 st Quarter 2006	Improvement To Date	Second Objective	Improvement Needed To Meet Second Objective
Intake	260	240	235	228	203	172	88	173	(1)
Warehouse	271	261	225	167	146	167	104	0	167
Research	61	62	64	68	70	65	(4)	61	4
Judicial Chambers	61	40	30	31	30	26	35	46	(16)
Total	653	603	554	494	449	430	223	280	169

Graph 14 illustrates the situation from a different perspective, showing the Court's starting point in 2001, the progress the Court made through 2002, 2003, 2004, the first quarter of 2005,

the second quarter of 2005, the third quarter of 2005, the fourth quarter of 2005, the first quarter of 2006, and the second objective that was intended to commence fully in September of 2004.

Graph 14
Progress Toward Objectives



2006 will be a very difficult year for delay reduction at the Court of Appeals. The Court’s overall goal is to decide 95% of its cases within 18 months of filing. However the Court’s FY 2006 budget has severely compromised the Court of Appeals’ delay reduction effort. Approximately 90% of the Court’s costs relate to personnel. The required reductions in personnel mean that the Court will be unable to maintain the staffing levels necessary to continue to reduce the time it takes to process cases in a timely fashion . . . and these are the very staffing levels that the Legislature and the Executive Branch previously allowed the Court to increase, through increases in its statutorily-set fees, in order to meet its overall delay reduction goal.

The litigants and the attorneys who appear before the Court—indeed, all of the people of Michigan—deserve nothing less than the full commitment of resources necessary to reach this delay reduction goal. Delay on appeal is pernicious and indefensible. No one benefits from delay; not the child who waits for a custody decision nor the parents whose lives are in limbo during that same wait; not the business defendant whose operations are stymied while litigation crawls through the appeals process nor the individual plaintiff whose recovery remains in doubt during that process; not the criminal defendant who protests his innocence but sits in prison while his appeal is pending nor the crime victim who awaits the outcome of that same appeal.

The Judges of the Court of Appeals have made themselves publicly accountable for the achievement of the Court’s delay reduction goal. The Supreme Court, the Department of Management and Budget, the Governor, and the Legislature have all recognized how important that goal is. To lose the momentum generated by four years of careful planning and hard work is both frustrating for every person who has contributed to our delay reduction effort and counter-productive for the appeals process as a whole.

The Court remains committed, however, to accomplishing its core mission. That mission is a dual one: to decide the cases that come before us with due deliberation and due speed. We

have no other mission. We do not provide services (other than information to the litigants); we do not make grants; we do not carry out programs; we do not engage in administrative functions relating to other elements of the judiciary; we do not undertake educational or training programs (other than internally); and our work product is strictly limited to the opinions and orders that we produce. With respect to those opinions and orders, our first obligation is to get them right and our second obligation is to get them out. Despite the budget situation for FY 2006, we will continue to do our very best to carry out these dual missions over the coming months.